

ADMISSIONS

2016

UNDER GRADUATE

TOTAL NO. OF PAGES - 10
TOTAL MARKS - 100

Permitted Time: 3 hours

Kindly read the instructions carefully before attempting the questions

To be filled by the student.

CANDIDATE ID :

CANDIDATE NAME :

TEST CENTRE : ☐ AHMEDABAD ☐ MUMBAI ☐ KOLKATA ☐ DELHI
☐ JAIPUR ☐ BHOPAL ☐ PATNA ☐ LUCKNOW
☐ BANGALORE ☐ HYDERABAD

CANDIDATE SIGNATURE :

OBSERVER'S SIGNATURE:

To be filled by the office only.

INSTRUCTIONS TO CANDIDATES:

Read these instructions carefully.

1. Write your name, Candidate ID number and the Examination Centre in the space provided on the cover page of this answer book as well as all the pages of answer book.
 - Make sure that you sign in the space provided on the cover page.
 - No distinctive mark of any sort is to be put anywhere in the answer book.
 - Violation of these instructions or adoption of malpractices in the examination hall will lead to disqualification.
 - Please make sure you have signed the registration sheet with invigilator to mark your presence.
2. Write your answers ONLY IN ENGLISH.
3. ALL QUESTIONS ARE TO BE ATTEMPTED.
4. Write or draw your answers only in the space provided for each question.
 - Backside of the paper to be used for ROUGH WORK ONLY. The final answer should be provided ONLY in the space marked as "SPACE for Final answer".
5. DO NOT REMOVE ANY SHEET from this answer book.
6. Before leaving the examination hall, submit this question-cum-answer paper to the invigilator.


QUESTION 1

MARKS
15


Identify the brand ?



Recreate other existing logos using similar element ?





Identify the companies logo seen here ?



Mention what is written in the place of ?????



Identify the logos shown here, belong to which company ?





QUESTION 2

MARKS

10

Visualize the broken lines and create a familiar form out of it ?




QUESTION 3

MARKS

10

Visualize the shadow of the pot falling on the steps with reference to the light source.




QUESTION 4


MARKS
10

Draw black & white Icons for any four respective words mentioned over the drawing frames.

Go Slow




Deep



Heavy



Loud



Fragile



Open



QUESTION 5

MARKS

15

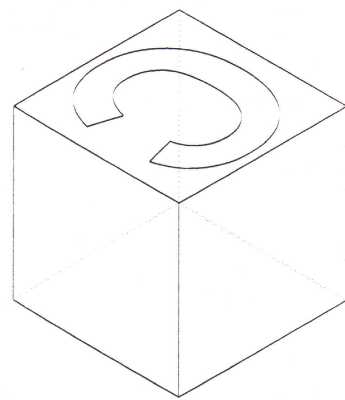
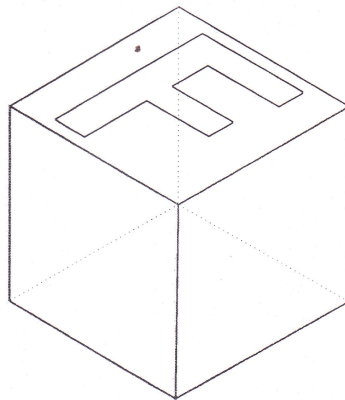
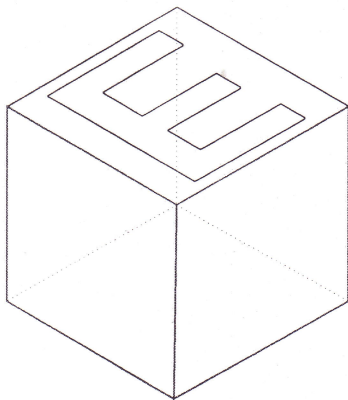

Create a scene of **any festival** using the given coloured papers of your choice to create collage, by only tearing them with hands, also the paper can be crimped for some texture effect. You may select the colours as per your theme.



QUESTION 6

MARKS
15


Figure out the alphabets positioning and orientation on all sides with reference to the cube given.



QUESTION 7

MARKS
10

Complete the drawings using the elements given



QUESTION 8

MARKS
15

Draw and shade a zoom-in or close-up part view of the shown picture in the space given below (Use only pencil colors or pencil shading)

