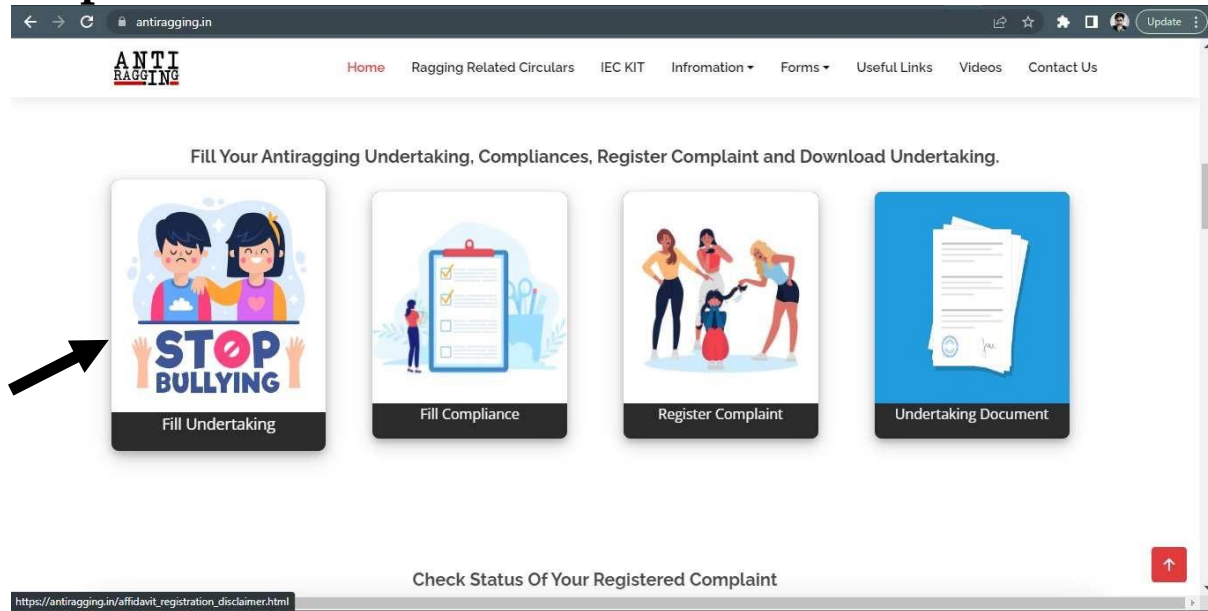
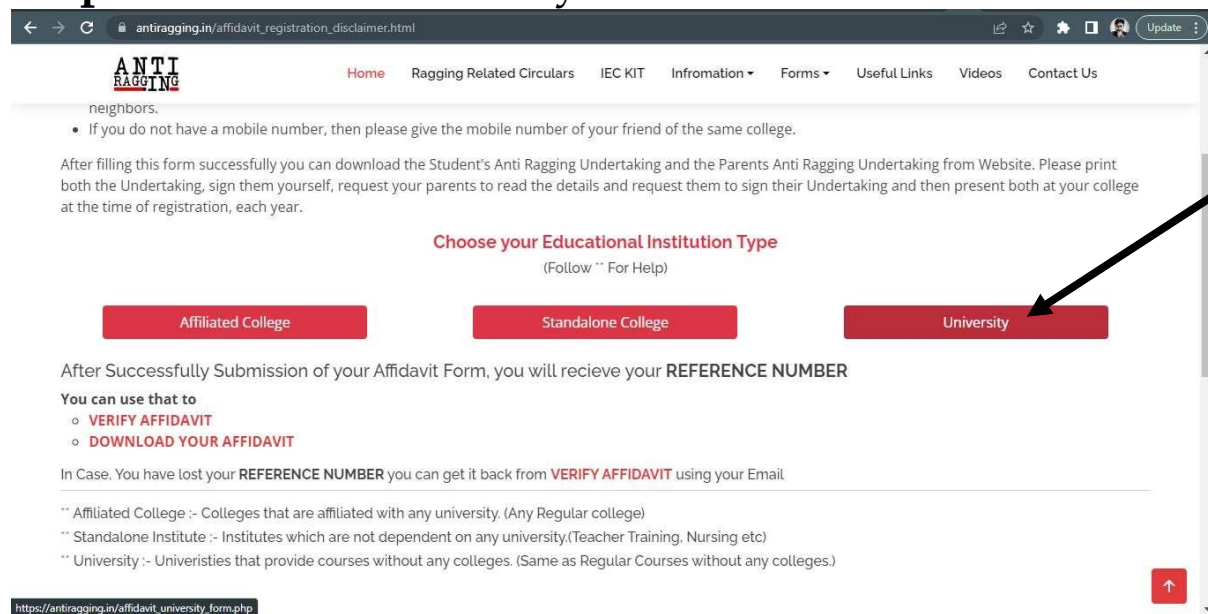


Step 1: Click on the following link <https://antiragging.in>

Step 2: Click here to enter the form.



Step 3: Click on University



Step 4: Fill in your personal details

← → ↻ antiragging.in/affidavit_university_form.php Update

ANTI RAGGING [Home](#) [Ragging Related Circulars](#) [IEC KIT](#) [Information](#) [Forms](#) [Useful Links](#) [Videos](#) [Contact Us](#)

Affidavit Registration Form For Universities

Fields marked with * are compulsory.

Student's Details

First Name *	Middle Name (optional)	Surname / Last Name *
<input type="text" value="First Name"/>	<input type="text" value="Middle Name"/>	<input type="text" value="Surname / Last Name"/>
Mobile Number (+91)*	Email*	Gender *
<input type="text" value="Mobile Number"/>	<input type="text" value="Email ID"/>	<input type="text"/>
City*	State*	Select Nationality*
<input type="text"/>	<input type="text"/>	<input type="text"/>

Step 5: Fill in your Parents/Guardian's details

← → ↻ antiragging.in/affidavit_university_form.php Update

ANTI RAGGING [Home](#) [Ragging Related Circulars](#) [IEC KIT](#) [Information](#) [Forms](#) [Useful Links](#) [Videos](#) [Contact Us](#)

Parent / Guardian Details

Parent / Guardian Name*	Parent / Guardian Phone Number (+91)*	Parent / Guardian Email*
<input type="text" value="Parent/Guardian name"/>	<input type="text" value="Parent phone number"/>	<input type="text" value="Parent/Guardian Email"/>
Parent / Guardian City*	Parent / Guardian State*	Parent / Guardian address*
<input type="text" value="Parent/Guardian City"/>	<input type="text"/>	<input type="text" value="Drag from the bottom right corner to expand"/>

University and Course Details


State in which University is based*	University Name (Select University State First)*
<input type="text" value="GUJARAT"/>	<input type="text" value="Karnavati University (U-0914)"/>

Your University Details

University Code	U-0914
University Name	Karnavati University

↑

Step 6: Fill in University and course details (As per the details given in the below screenshot)

ANTI RAGGING Undertaking ▾ Forms ▾ Information ▾ Advisory IEC KIT Anti-Ragging Day & Week Videos 

Country: International University (Yes/No):

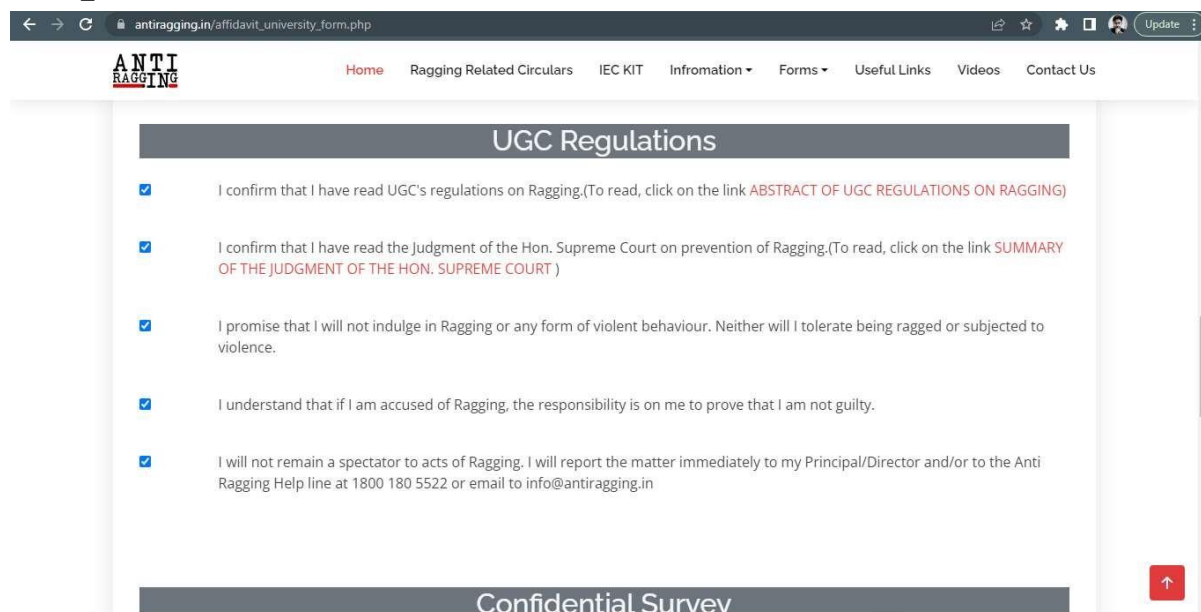
Your University Details

University Code	<input type="text" value="U-0914"/>
University Name	<input type="text" value="Karnavati University"/>

Select University first and then fill the following as per the University details

University Director/Vice Chancellor *		University Phone Number (+91)*	University Landline Number (Optional)
<input type="text" value="Dr."/>	<input type="text" value="Salim Shamsher"/>	<input type="text" value="9667048555"/>	<input type="text" value="University Landline Number"/>
Details of the course (UG/PG/Diploma)*		Name of the Course *	Number of students in your class
<input type="text" value="Under Graduate Degree"/>		<input type="text" value="BBA Hons."/>	<input type="text" value="60"/>
Current year of study*	Nearest Police Station to your University*		
<input type="text" value="1"/>	<input type="text" value="Adalaj, Gandhonagar"/>		

Step 6: Fill in University and course details (As per the Step 7: Tick all the boxes here:

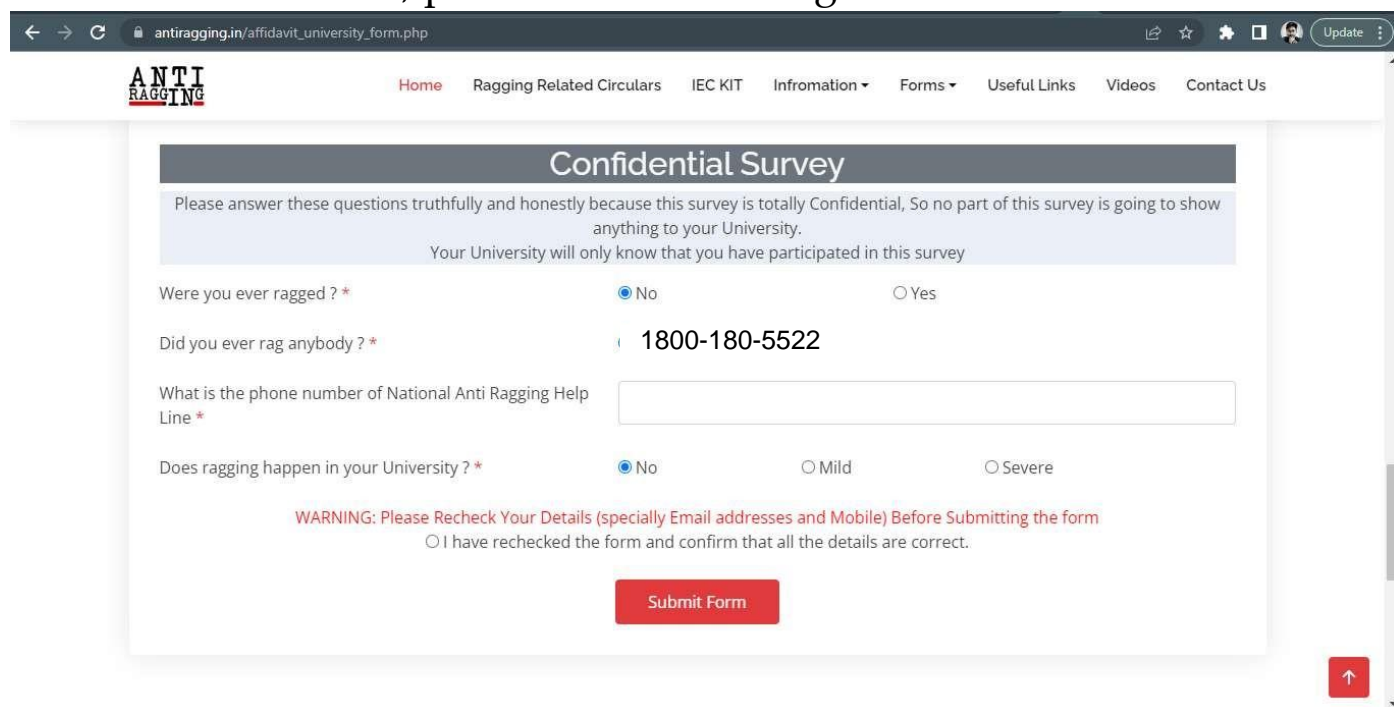


The screenshot shows a web browser at the URL `antiragging.in/affidavit_university_form.php`. The page features a navigation menu with links for Home, Ragging Related Circulars, IEC KIT, Information, Forms, Useful Links, Videos, and Contact Us. The main content area is titled "UGC Regulations" and contains five statements, each preceded by a checked checkbox:

- I confirm that I have read UGC's regulations on Ragging.(To read, click on the link [ABSTRACT OF UGC REGULATIONS ON RAGGING](#))
- I confirm that I have read the Judgment of the Hon. Supreme Court on prevention of Ragging.(To read, click on the link [SUMMARY OF THE JUDGMENT OF THE HON. SUPREME COURT](#))
- I promise that I will not indulge in Ragging or any form of violent behaviour. Neither will I tolerate being ragged or subjected to violence.
- I understand that if I am accused of Ragging, the responsibility is on me to prove that I am not guilty.
- I will not remain a spectator to acts of Ragging. I will report the matter immediately to my Principal/Director and/or to the Anti Ragging Help line at 1800 180 5522 or email to info@antiragging.in

At the bottom of the page, there is a "Confidential Survey" banner and a red "Up" arrow button.

Step 8: On submitting the form, you will receive a copy of the form on the email ID, provided while filling the form.



The screenshot shows a web browser window with the URL `antiragging.in/affidavit_university_form.php`. The page features the 'ANTI RAGGING' logo and a navigation menu with items: Home, Ragging Related Circulars, IEC KIT, Information, Forms, Useful Links, Videos, and Contact Us. The main content area is titled 'Confidential Survey' and contains the following text: 'Please answer these questions truthfully and honestly because this survey is totally Confidential, So no part of this survey is going to show anything to your University. Your University will only know that you have participated in this survey'. The form includes three questions: 'Were you ever ragged?' with radio buttons for 'No' (selected) and 'Yes'; 'Did you ever rag anybody?' with a text input field containing '1800-180-5522'; and 'What is the phone number of National Anti Ragging Help Line?' with an empty text input field. Below these is another question: 'Does ragging happen in your University?' with radio buttons for 'No' (selected), 'Mild', and 'Severe'. A red warning message states: 'WARNING: Please Recheck Your Details (specially Email addresses and Mobile) Before Submitting the form'. Below the warning is a radio button for 'I have rechecked the form and confirm that all the details are correct.' and a red 'Submit Form' button. A small red button with an upward arrow is located in the bottom right corner of the form area.

Step 9: To be printed on a plain A4 size paper and signed by student and Parent/Guardian